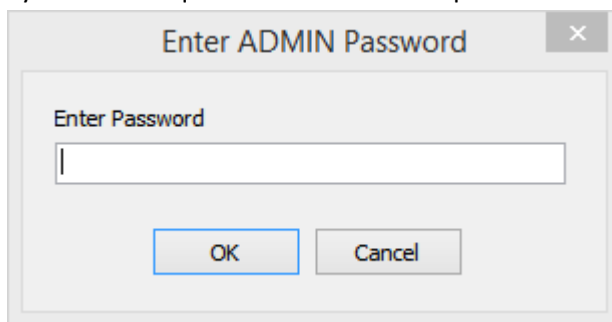


## GST : How to do GST-03 Adjustment in SQL ?

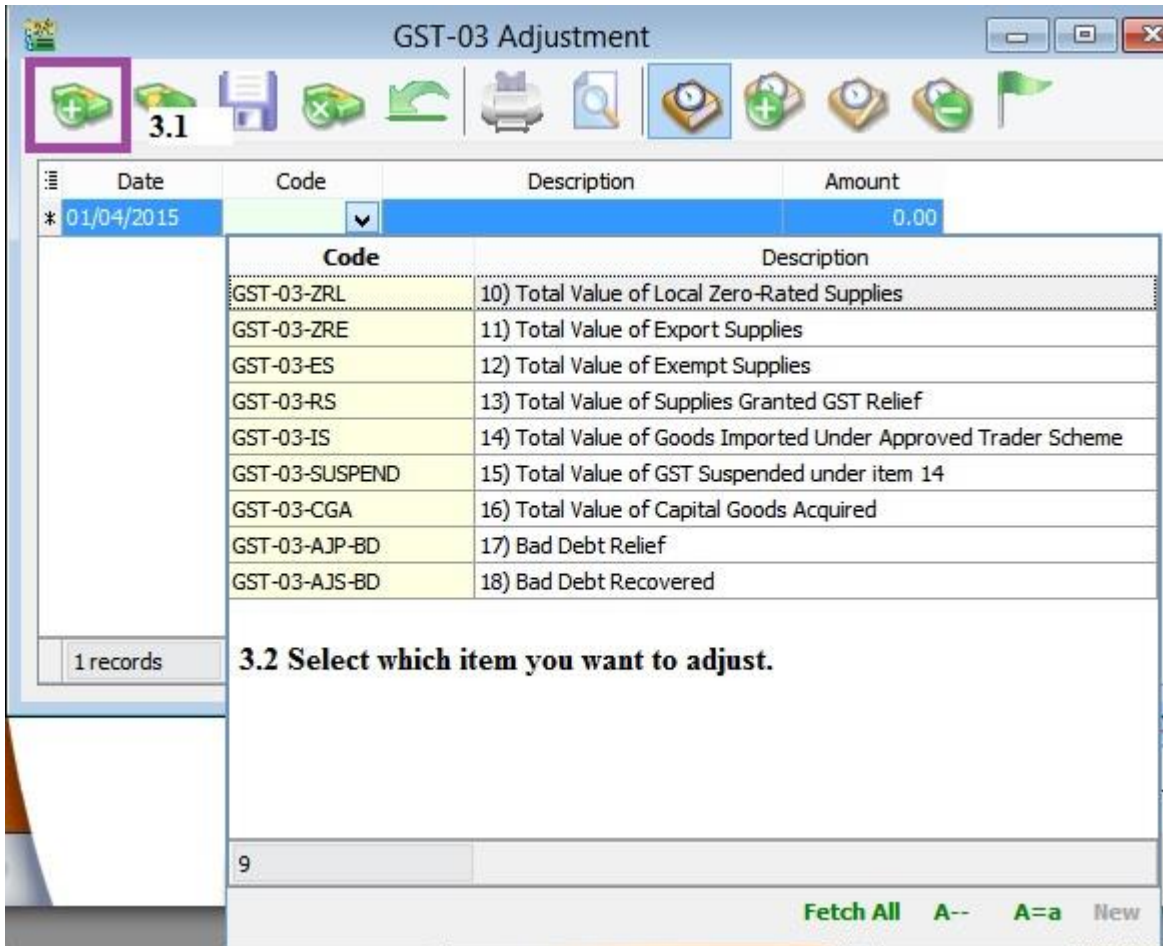
### 1. GST | GST-03 Adjustment |



### 2. System will required to Enter ADMIN password



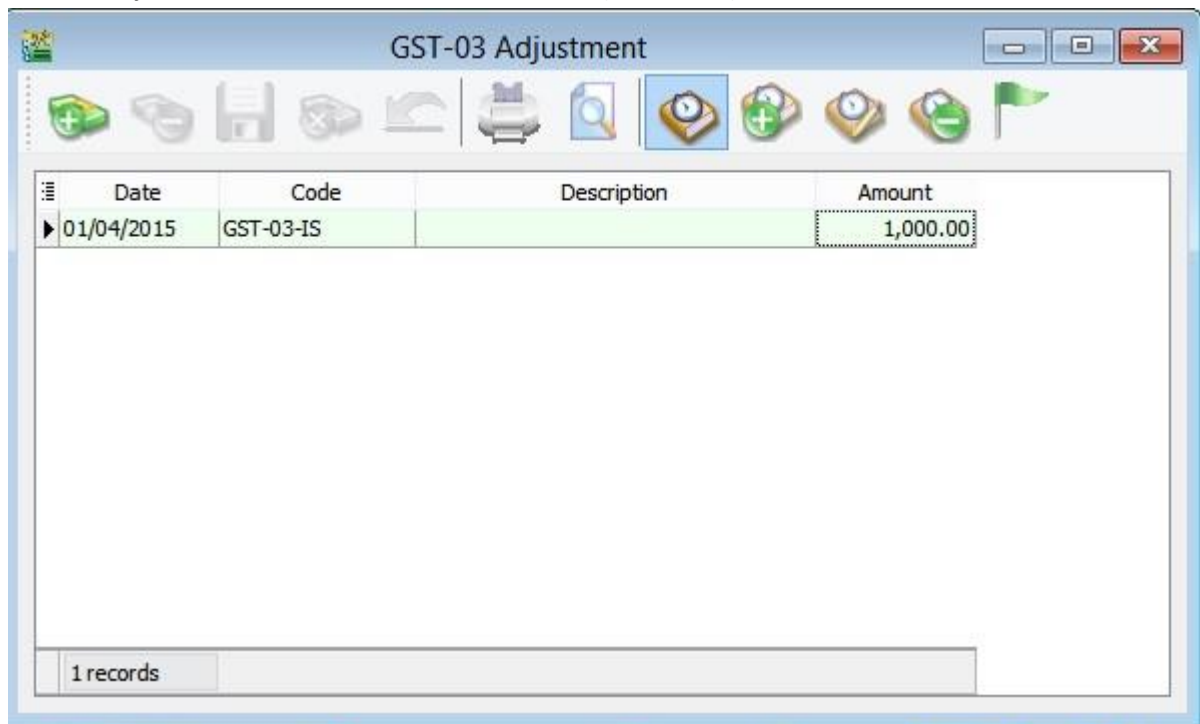
3. Refer Pic1



Pic1

Note : Not all GST03 Item allow to Adjust ..

3.3 Let said adjust for GST-03-IS with value RM 1000. (Refer Pic2)



Pic2

3.4 Press SAVE

#### 4. GST-03 Report

11)	Jumlah Nilai Pembekalan Eksport * <i>Total Value of Export Supplies *</i>	RM	0.00
12)	Jumlah Nilai Pembekalan Dikecualikan * <i>Total Value of Exempt Supplies *</i>	RM	0.00
13)	Jumlah Nilai Pembekalan Diberi Pelepasan CBP * <i>Total Value of Supplies Granted GST Relief *</i>	RM	0.00
14)	Jumlah Nilai Pengimportan Barang Dibawah Skim Pedagang Diluluskan * <i>Total Value of Goods Imported Under Approved Trader Scheme *</i>	RM	1,000.00
15)	Jumlah Nilai CBP Import Digantung dibawah butiran 14 * <i>Total Value of GST Suspended under item 14 *</i>	RM	0.00
16)	Jumlah Nilai Perolehan Harta Modal * <i>Total Value of Capital Goods Acquired *</i>	RM	0.00
17)	Pelepasan Hutang Lapuk * <i>Bad Debt Relief *</i>	RM	0.00
18)	Hutang Lapuk Dibayar Balik * <i>Bad Debt Recovered *</i>	RM	0.00

~~End~~